



BRIEFCASE
FOR iPhone

Detailed Features List

Hey Mac Software



HEYMAC
SOFTWARE

Briefcase and Briefcase Lite

Briefcase is the first truly iPhone-centric file transfer software. As such, it delivers the most streamlined workflow of any transfer app, along with the greatest number of transfer options – including iPhone to iPhone transfer.

The app's primary competitive advantage, beyond its ability to transfer files to other iPhones running Briefcase (or the free Briefcase Lite), is its simplicity: it requires no cables, no client software, no switching back and forth between the iPhone and Mac, and no network set up.

Detailed Features List

Connect

Bonjour Networking

With Briefcase* users do not have to remember the address or exact name of a computer or iPhone in order to find it on the local network: the software uses Bonjour to detect computers/devices that are accessible.

Bookmark System

Briefcase enables users to manually add bookmarks for SSH-enabled computers that are not on the local network. Users just input the address once and if the machine is accessible (e.g. Remote Login is enabled) they will be able to connect to that machine over the internet.

Keychain Support

Users can save the passwords for those computers they commonly login to via the iPhone keychain. As always, passwords stored in the keychain are not visible to other iPhone applications; nevertheless, Briefcase reminds users the first time they use the keychain that they should enable the passcode lock on their phone if they intend to store sensitive passwords on it.

Request to Upload

Before a user connects to a local iPhone, a request is sent to the receiver's phone asking if they wish to allow a file transfer. The

* Unless otherwise specified, "Briefcase" refers to both the full version of the software and Briefcase Lite.

receiver is also informed that he may terminate the transfer at any time by quitting Briefcase.

WiFi and 3G Network Support

Even when WiFi is not available, Briefcase can connect to remote bookmarked computers.

Support for Secure Connections

Because Briefcase uses the SSH protocol, all connections are encrypted. Moreover, attempts to intercept a connection to a known computer or iPhone can be detected, providing enhanced security.

System Information

Briefcase enables system administrators and other power users to quickly get information about a Mac they have connected to. Information includes CPU speed, memory, OS version, etc. For reasons of privacy, information about other iPhones is not available.

“No Connection” Display

Users are given a graphical and text warning that they are not connected to a computer, should they attempt to “get files” prior to connecting.

Get Files

Easy-to-Use Download UI

Briefcase gives users an easy to follow hierarchical interface for browsing files and directories on the Mac they are connected to. To download a file they tap on it. To open a directory in order to view its files, they tap on it. If they wish to download the entire directory they tap on the Download Directory option.

Root Browsing Options

By default, users begin their browsing in the home directory of the user they are logged in as. However, a pop down menu gives them the option of rooting their browsing at the Volumes directory (or root directory if the machine connected to is not a Mac). This will be useful in certain situations, for example when the user wishes to view files on a USB key attached to the Mac. Root browsing settings are remembered on a per-computer basis.

Browsing Hidden Files (*Briefcase only*)

Briefcase gives system administrators and others the option to browse and download system files that would normally be hidden.

File Size Information

Users can see the size of the files they are browsing: allowing them to quickly determine if the file is a suitable size for download onto their iPhone.

File Size Warning

Briefcase displays a warning message to users when they try to download a file or directory that exceeds their iPhone's remaining storage capacity.

Directory Download Support (*Briefcase only*)

Briefcase enables users to quickly select and download entire directories. Directories are displayed as a single directory, which can be opened and its files browsed in Briefcase. Users can refresh their copy of a directory by copying it again and only those files which have been changed or added since the previous download will be brought into Briefcase – saving them time.

Bundle Download Support

Briefcase and Briefcase Lite can be used to download bundles (directories that appear as files on a Mac). Bundles will be displayed as a single file on the iPhone, just as they were on the Mac.

Visual Download Cue

When a file is being downloaded, a “busy” spinner is displayed and that file cannot be selected for download again.

Automatic Resumption of Download

Downloads that are interrupted by the user quitting Briefcase will be automatically resumed the next time the software is started. If the password for the computer the user was connected to is not in the keychain, then the download will resume the next time he manually connects to that computer. If the computer is no longer accessible, the download will be resumed the next time the computer becomes available to Briefcase.

Stored Files

Downloaded File List

Downloaded files and directories are listed in alphabetical order with an appropriate icon next to their name. Files downloaded from a Mac running Leopard display a thumbnail of the file using Leopard's QuickLook technology.

File Information

Users have the option to view information about their files such as size, download date, and file-specific information such as image resolution.

File Viewing Support

Briefcase enables users to view documents, images and media files without having to either email themselves or sync files to the iPhone using iTunes.

Image Viewer Performance and File Support

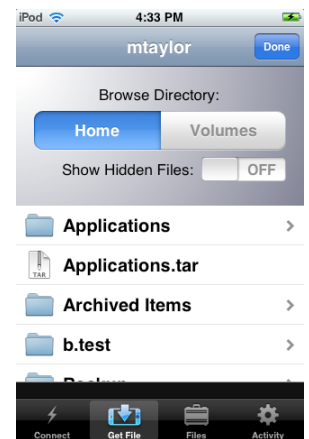
Briefcase's image viewer delivers excellent performance. This is due to the fact that it does not use the web browser for viewing images, but rather its own streamlined image viewer. Supported image files – TIFF, JPEG, GIF, PNG and BMP – can be viewed and added to the iPhone photo library.

Document Viewer File Support



Briefcase takes advantage of the iPhone's built-in capability to view many types of documents: enabling users to open and review their PDF, Word, Excel, PowerPoint, Pages, Numbers, Keynote, HTML, docs and more.

Image and Document Viewer UI

Full screen viewing and viewing from all orientations are supported in both the image and document viewers: enabling users to take full advantage of their iPhone screen real estate. In full screen mode the UI, including the status bar, fades away, though it can be recalled by tapping anywhere on the screen. A file that is being viewed can also be deleted from within the viewer.



Large Document Viewing Support

Briefcase case delivers a number of features that make it easier for users to read books and other large documents on their iPhone. A document slider, for example, lets Briefcase users quickly scroll through a large document. The document viewer will remember the user's last location in a specific document (before closing the file) and the next time the file is opened, go automatically to that location. Bookmarks can be set for a document through the  icon, and the bookmarks list for a document can be brought up through the  icon.

Media Viewer File Support

Briefcase uses the iPhone's built-in media viewer, and thus supports the same file types. For video this means the user can play most

MOV, MP4, MPV, and 3GP files that are up to 640 by 480 resolution and compressed with either H.264 or MPEG-4 Part 2. For audio, Briefcase supports playback of MP3, AAC, WAV, and AIFF audio files.

Deleting Files

Files and directories can be deleted using the familiar iPhone Edit interface. Users simply hit the Edit button to bring up the delete symbol for a given file/directory. Alternately, users can swipe on a file to bring up the delete button.

Upload Files

Intuitive Upload UI

Briefcase enables users to quickly and easily transfer files stored in the app to a Mac. Once connected to the receiving machine, the software gives the users a number of upload options (*see below*). iPhone to iPhone file transfer is equally straightforward, though it includes less options (*see below*).

Quick Default Upload Options

Users can upload a file to one of the most common areas on the Mac they're connected to – Downloads, Desktop, Documents (or Movies or Pictures, depending on the file type) – with just a single tap.

Support for Saving New Destinations

In addition to the default upload destinations, users can select other upload destinations and save them so they become a permanent upload option when they're connected to that particular machine.

Upload With Actions

Briefcase enables users to perform uploads in conjunction with an action: Open File, Add to iPhoto, Add to iTunes, etc. When uploading to an iPhone, files are uploaded directly to Briefcase/ Briefcase Lite.

File-Specific Upload Options

Briefcase and Briefcase Lite deliver a number of file-specific file upload options including:

- **Images:** Image files can be added to the iPhoto library, opened, or become the desktop background of the receiving Mac.
- **Media Files:** Briefcase/Briefcase Lite can play back media files on the connected Macintosh or add them to the iTunes library.

- **Installer Packages** (*Briefcase only*): Briefcase can be used by system administrators to install a simple installer package onto a Mac it is connected to.
- **Applications** (*Briefcase only*): Briefcase can be used to add Mac apps to the Applications directory of the Mac it is connected to.
- **Disk Images** (*Briefcase only*): Power users and system administrators can use Briefcase to upload and mount disk image files (DMG, ISO, CDR, etc.) on the connected Mac.

General and Miscellaneous

Activity Icon

The tab bar icon for Activity displays a highly visible red badge with the number of operations that are in progress at any given time: reminding the user that uploads/downloads are in progress.

Activity Page

The Activity view gives users a list of current download/upload operations. It includes a progress widget, that informs the user of the status of the operation, and a Cancel button – available for each operation.

Internationalization

The Briefcase UI can be displayed in English, Spanish, French, Italian, German, Dutch, Korean, Simplified Chinese, Japanese and Russian. The user documentation is available in all of these languages with the exception of Russian.